


# VG VINYL RAIN CHAIN



Floral



GREY



DARK BROWN



RED BROWN



CREAMY WHITE



WHITE




Gems



GREY



DARK BROWN



RED BROWN



CREAMY WHITE



WHITE

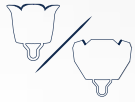
SUITABLE FOR ALL VG RAIN GUTTER SERIES

**EZY | PRIMO | FIRST R2**

# VG VINYL RAIN CHAIN INSTALLATION GUIDE

## Accessories

Length 1 meter / set



Funnel



Funnel Hook



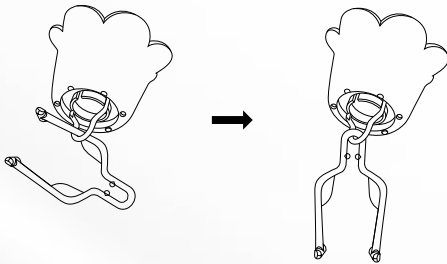
Chain Connector



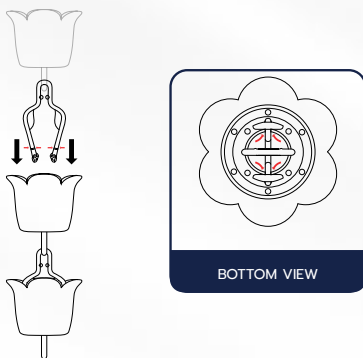
Chain Weight

## 1 ASSEMBLE PART 1 : RAIN CHAIN

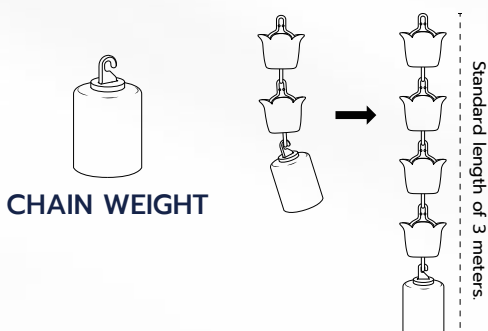
- 1.1 Connect *funnel hook* with the end tip of the *funnel*.



- 1.2 Squeeze the end of the *funnel hook* and insert it into the next *funnel* until the two tips are locked in place as indicated.

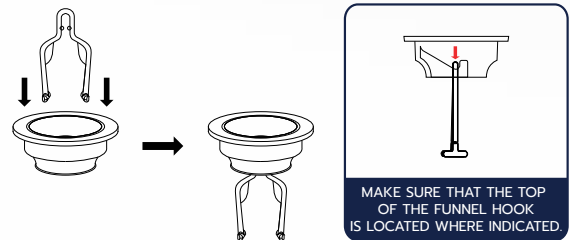


- 1.3 Repeat step 1.1-1.2 until finish and put on the *chain weight* on the last funnel.

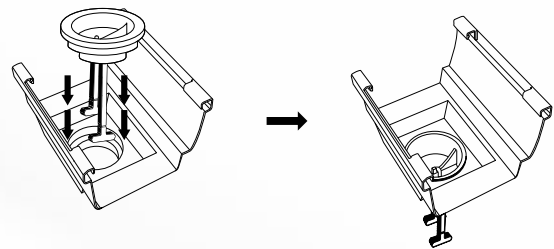


## 2 ASSEMBLE PART 2 : CHAIN CONNECTOR

- 2.1 Insert the last piece of *funnel hook* inside the *chain connector*.



- 2.2 Insert *chain connector* into the drop outlet of the guttering system.



## 3 PUT TOGETHER PART 1 AND 2

